


**An invitation from  
the North Region  
of the**

**National  
Chinchilla  
Society**



*You may be interested to know that the "National Chinchilla Society" North Region holds chinchilla shows in the West Yorkshire and Cheshire areas*

**Why not come along to our events for 2011/12 Season:-**

**25<sup>th</sup> September 2011 at Notton Village Hall, Notton, near Wakefield, Yorkshire, WF4 2NE**

**27<sup>th</sup> November 2011 at Plumley Village Hall, Plumley, near Knutsford, Cheshire, WA16 0TS**

**29<sup>th</sup> January 2012 at Venue to be confirmed – West Yorkshire, M1 corridor**

**11<sup>th</sup> March 2012 at Bilsborrow Village Hall, near Preston, Lancashire, PR3 0RL**

***We have classes specifically to get your chinchilla assessed by a friendly, knowledgeable NCS Judge, and can give advice on how to care for your chinchilla in the best possible way, plus put you in contact with many other chinchilla owners and breeders***

***Additional attractions for the 2011-12 season include:-***

*Exhibits on display to attendees after being judged*

*Assessment Classes from 10.45am-11.00am*

*Novice & Main Show Classes available from 11.00am*

*Presentations, learning sessions and demonstrations at 1.00pm to 1.30pm*

*Mentor to meet you and help talk you through the day*

***Why not join the NCS and attend one of our shows (See membership form & show schedules)***

***For information, advice or help, please contact:-***

*Regional Secretary, Allan on 01704 385624,*

*or our Regional Chairman, Richard on 0161 351 9988*

***To download this brochure for distribution to the chinchilla community,  
or for more information, please visit our website at:-***

***[www.NatChinSoc.co.uk/events.htm](http://www.NatChinSoc.co.uk/events.htm)***

# About the National Chinchilla Society

The quality chinchilla is truly a beautiful creature, and a huge amount of fun and satisfaction can be had from owning, breeding and exhibiting chinchillas. Attending NCS events is the best way you have of knowing that you are keeping your chinchilla happy and healthy, looking beautiful, and if breeding, making progress by consistently producing quality kits. These are the chinchillas of health, beauty and quality that you can help make available to like-minded others...

The National Chinchilla Society has a strong mission statement, which gives a clear indication of what the Society is here to achieve, that is, *“..to encourage and promote the keeping, breeding and showing of QUALITY CHINCHILLAS, whilst at all times maintaining good husbandry practices.”*

This statement to my mind covers all chinchilla owners and carers, whether pet owner, hobby breeder, or those wishing to breed and develop the chinchilla to keep beautiful, quality, healthy chinchillas a thing of the present in the UK...

To all intents and purposes, the primary activities of the Society are around encouraging people to breed and exhibit their chinchillas, in what is a series of beauty contests, held around the UK. This, in a sustainable way, is the only method by which quality chinchillas will be available to all those future owners such as ourselves...




## Additional Attractions for the coming season at North Region Shows

Many of the regions will be trialling new attractions for the coming season to help everyone get the most out of this hobby. Many ideas have been discussed within regions and also at national level, but a few of those which will be done at Northern shows this coming season are as follows:-

- **Exhibits on display** – For the last number of years, entries have been ‘benched’ behind the show table, not allowing access for members and attendees of the shows to see the chinchillas “up close and personal”. The reasons for this were borne out of security; not wishing entries to be damaged by wandering fingers and food/drinks making their way onto the chin’s fur. These reasons were fair and reasonable, but have had the effect of ‘hiding’ the very thing we are there to celebrate from the audience.

To that end, as soon as exhibits have finished being judged, they will be on display at Northern shows in the coming season. As a matter of courtesy, we ask all attendees to take care and to look but not to touch or mark!!!

- **Assessment classes available** – At each and every show, the “assessment class” will be staged at 10.45am to 11.00am, prior to the start of the show. This will be a one-on-one appraisal session between a friendly, knowledgeable and helpful Northern Judge, who will talk to you about your chinchilla and give you an appraisal of its qualities, and information on how to keep it looking in tip-top condition... As a person new to the NCS or to chinchillas, you may very well have bought a “high quality pet” well worthy of ribbons in the show, but either way, this is the perfect opportunity to find out what you have got. This is not a class where you compete against others, but a chance to learn and to gain great encouraging advice!



If you have no regulation show cage, please contact the North Region Secretary or Chairman prior to the show, and we will try to provide one (see back cover of Gazette or front poster for contact details)...

➤ **Novice classes are available to all NCS members** who wish to start exhibiting, and currently you can spend five years in these classes, learning about how to breed and exhibit chins from the seasoned campaigners. Do not be put off by this limited timescale – just get stuck in if you can and have a go. The NCS is not here to penalise folks, but to encourage, and we all want to encourage and see our new members breeding the best quality chins at all the shows... You compete at our shows in classes which mirror the main show classes, but which will be against NCS members with similar experience levels to yourself. This allows you to get a more detailed appraisal in generally smaller classes from the Judge of the day, which should help you in your aims of having fun, breeding more and more beautiful chinchillas...



➤ **Firm show schedule, allowing fixed times for presentations, learning sessions and demonstrations**, normally at the lunch break. We will aim to start all judging of Novice and Main show standard chinchillas at 11.00am, and complete them by 12.30pm. There will then be 30 minutes for lunch (sandwiches, drinks and soup provided for a small fee) followed by a series of talks, demonstrations, presentations, discussions and Q&A sessions aimed at improving everyone's knowledge, abilities and enjoyment of owning, breeding and exhibiting these lovely creatures.

Sometimes a large entry will affect timescales, but we hope that a regular 1.00pm to 1.30pm window in each and every show will enable all members and attendees to have a great day out. Details of planned activities will be published in the show schedules in the Gazette and on the NCS website.

➤ **A mentor allocated to look after you, on your first visits to Northern shows.** If you are interested in coming along to see what it is all about, please ring the North Region Secretary or Chairman, and we will give advice on how to get your chin to the show in a good condition, make sure we arrange to meet you at the show, and to discuss the event and what is going on. There are times during the show day when everyone is busy grooming, colour phasing the chinchillas, or listening to the judges talk about the last class, but that still leaves ample time to help talk you through the event and the quality chinchillas on display, hopefully making it a fun experience for you.

➤ **Advertising what we do, and our events**, to attract more chinchilla owners and hobby breeders to our Society. Breeding quality chinchillas is a wonderful hobby and something which gives an enormous amount of satisfaction in helping to create a beautiful creature to be admired as such. We hope to bring in many new faces, and to give them a good and interesting day out, whilst helping them to care for, and hopefully breed and exhibit stunning quality chinchillas in the future...

### **What you can get out of the NCS**

As mentioned previously, regardless of your interest in the chinchilla, the NCS offers something of real value to you. Your input is required in picking up the phone and making contact with your region, and joining the Society and getting to one or more of its events... Whether you are;

(1) **As a non-breeding pet owner of chinchillas**, you gain access to the NCS Gazette, printed every other month through the year. This contains lots of interesting articles, not just around exhibiting, but also around husbandry and care of these precious animals. Even if not interested in exhibiting (at least at present), many pet owners wish to keep their chinchillas as happy, healthy and looking as well as they can, and the principles of show preparation are literally perfect in achieving these aims...



Access to attend regional shows to discuss chinchilla with other knowledgeable owners and breeders at the frequent events is literally priceless. There are other routes to discuss chinchilla – some of them giving more immediate results, but there is nothing quite like a face-to-face discussion with several highly experienced owners and breeders – nobody knows everything about chins, and when you find lots of people together in a room, the opportunity to improve your knowledge can be endless...

**(2) As a breeder of pets for fun,** the NCS offers endless education and training in keeping your chins happy, healthy, and as beautiful as can be! Again there is the Gazette, and also the access to a network of other owners and breeders. The shows also offer all chinchilla keepers of all levels of experience an opportunity to find out the qualities of their chinchillas, and to 'breed better', not just for the show table, but for all round healthy animals... The NCS strives for sustainable high quality in the chinchilla, and no matter if you currently only breed for fun, the NCS offers opportunity to do what you do now, even better, for the good of the chinchilla....



**(3) As a breeder aiming to improve the chinchilla,** the NCS is the place to be. "If you do something, you might as well do it well". This applies to the chinchilla – if you are going to keep them, look after them to the best of your abilities. If you are going to breed them, do so by producing the best kits you can, from a health, welfare and quality perspective. All chinchillas cost roughly the same to feed and care for, so if you choose to breed them, why not try to breed beautiful, healthy animals with what is the finest fur in the world! The shows are here to help you, and the camaraderie and competition is great at encouraging you to improve your chinchillas as a breed, and also a great place to see beautiful, inspiring chinchillas first hand!

### **What can you do to help promote the chinchilla, and the NCS?**

Firstly, if you own a chinchilla, or are thinking of doing so, please pick up the phone and contact your Regional Secretary or Chairman. They will advise you on the show dates and venues, and on how you can take part.

If the assessment class judge thinks you have a good chinchilla (aged 4 months +), he or she may have the opinion that you have an animal of sufficient quality to enter the Novice Class. Who knows you may travel home with a ribbon winning chinchilla.

If you have kept chinchillas and been a part of the NCS scene in the past, now is the time to get involved again. We are trying to make the shows a lovely, friendly, enjoyable place to be, where you will have fun and get back to enjoying the chinchilla for what it can be – one of the most attractive animals on the planet...



If you know anyone who has a chinchilla, or who has shown an interested in them, then please have a chat with them and try to encourage them along. Either that or pass on the contact details of the Regional Secretary, or refer them to the NCS website at [www.NatChinSoc.co.uk](http://www.NatChinSoc.co.uk) or just get them to type 'chinchilla' into a search engine and look for us (near the top!).

You could also photocopy this pack of information and send on to them too!!!

Hope to see you soon...

**Richard Crutchley – NCS North Region Chairman**  
[Richard\\_Crutchley@hotmail.com](mailto:Richard_Crutchley@hotmail.com), 0161 351 9988

***Please contact our North Region Secretary for further information:-***

**Allan Mills – NCS North Region Secretary**  
[Allanmills@blueyonder.co.uk](mailto:Allanmills@blueyonder.co.uk), 01704 385 624

# Prepare your chins well!

## Things to do before the show season starts

Here we are, enjoying our British Summer at a time when chinchilla activity is limited to looking after your animals and awaiting the new kits for 2011.

It is useful to have a check of the type of things we should be doing in our units in preparation for the coming show season... All the points listed below should be relevant whether you are a seasoned campaigner, getting your show string ready for the Autumn events, or the newbie, planning on attending your first chinchilla show to get your animal assessed or to compete in the novice classes.

So, what should we all be doing at this time of year:-

- If you have chinchillas in breeding, we hope you have had your first kits of 2010 born, and/or are looking forward to your female(s) littering more for the upcoming shows... Prepare for new kit births by lining the cage of your expectant female with newspaper a week before due date, such that new kits born won't get caught up in the wire floors of your cages. If you use solid bottomed cages, make sure the kiln dried bedding (usually pine shavings) are clean and fresh, and close off any levels in your cages where mothers could strand their newborns (remove high shelves and block access to any high areas/levels of cages). Take the time now to clean your female's cage, as long as it doesn't disturb her too much, and once kits have been born, replace the newspaper bedding regularly. A good tip is to add the cardboard centre of a toilet roll to give refuge for kits, should mum bounce around.
- If your female is strong, healthy and keeps good condition through pregnancies and rearing youngsters, you may choose to allow a breed-back with her mate. In a multi-cage (polygamous) environment, allow the male access for three days after birth, and then lock him out of his female's cage so kits cannot escape. In a large single cage, the male can stay with his family if a breedback is wanted. If not, you must remove him prior to or immediately after the birth of the kits, locking him in his own cage, or in with another female you wish to breed him to.
- Heaters are only necessary for the first week or two after birth, and then, only when night temperatures fall below 10°C. If the temperature is cold with frosty weather due (October through April, with exceptions), add a cage heater under the floor of the cage for background warmth. These can be bought at considerable expense, or can be made by mounting a light bulb fitting in the side of a biscuit tin (use only 15W candle bulbs – any higher wattage and the heat is too great!)  
Infra-red heat lamps can be used if you have solid bottomed cages or cages with trays mounted underneath them, although you should take care to allow an area of cage is not heated so mum can get away from it, and that the heat provided is gentle.
- It is a good idea to check your newborns, at least after a few hours once they are dry... Check all the limbs and head to make sure any injuries haven't been caused in the birthing process, and if not, put back carefully with mum. If injuries are present, you may want to contact a local chinchilla breeder or your vet for advice. Medical treatment should be administered by your vet, but minor scratches and abrasions can be done at home with mild anti-septic ointments and creams...  
Handling your kits frequently and often will get them used to contact and make them much less nervous of you, so please do this. We should all remember to be careful when handling the kits, being clean and hygienic, making sure hands are washed and dry such that we don't damage their fur, or pass bugs across from other animals.
- Chinchilla kits usually thrive well and can often be left alone with mum to do her usual good job of raising them... If you notice your newborns have curly tails, they are being fed properly. If their tails lie flat on the floor of the cage, they are short of food and you should consider alternatives to help them and their mother.

- (1) Give the new mother a mix of 1/3 rolled oats, 1/3 wheat germ, and 1/3 dried baby milk powder. A heaped teaspoon or two of this mix every other day will help the female keep good condition and may well encourage her milk to come through faster. First time mum's take time for the milk to appear (3 or 4 days), with experienced mothers more like a day or two.
  - (2) If the kits look weak and tails are not curly by the end of the second, or into the third day, you need to either foster your kits to another mother, or hand feed. Fostering can be done with existing mothers who have just one kit which they raise and feed well. Rub the newborn together with the existing kit so they smell similarly and put with the existing mother. In most cases females take to their fostered kits well.
  - (3) Hand feeding kits is a painstaking and time consuming job! If you can leave the kits with mum and top up their feed, all to the good! Mix 100ml full fat cows milk with 50ml water and add a level teaspoon of glucose (from your chemist), plus a drop or two of liquid multi-vitamins if you can get them. Feed this mix, warmed up using a water bath using an eye dropper to your kits, a drop at a time. Hopefully this will keep them going until milk from mum appears, but if not, will need doing until they are on solids at 4 or 5 weeks.
- Once your newborns are about to reach 8 weeks or so, we need to think about weaning them off from mum. A failsafe method we use is to take out the kits on the evening of the 55<sup>th</sup> day (7 weeks 6 days) and leave in their own cage overnight. Place back with mum the next morning and again, the following evening, remove them from mum. This break in demand for milk stops mum from producing it, and the final day with her kits drains her of anything left over. Mum can then be opened back up to her mate if she looks fit and healthy, or rested for a week or two if you feel this is necessary.
  - Kits (singletons, or sibling groups) should be placed into a clean cage with fresh wooden chew blocks and pumice to gnaw at if you use this. You could also add the cardboard inners of toilet rolls for them to play with, but make sure you cut them with scissors down their length, so that if they try to dive into them, they won't get stuck! Make sure they have their own dust bath and that the feed dish and water bowl or drinker is in the same place as they have experienced whilst with mum. If you hear your new kits squeaking, they often can't find the water, so some training (holding the bottle valve or drinker nozzle) to show them where it is might be needed.
  - A couple of weeks later, you should separate your kits into their own cages. This is really important so that they mature and grow their own fur evenly and without being soiled by their siblings plus so that the fur chewer which might be amongst them, or the kit with a mild illness, cannot damage or infect their siblings. Again, they need a clean cage, clean fresh chew blocks, and a clean and regular dust bath, given every day for 10 minutes or so... This will get their fur into the best possible shape, and can be sieved to remove any waste every couple of weeks, and fresh dust topped up as necessary. We use 100% very fine dust (sometimes known as Pansil 100 or 'fur enhancer') in our dust baths, but we live in a water catchment area with relatively high humidity. Many breeders prefer to use 50% fine sand (Sepiolite) & 50% very fine dust (Pansil 100) in their baths with good results.  
If your cage becomes soiled (wire floor, feed hopper, dust bath) then clean with a wet wipe. If wood/pumice blocks get soiled, replace them!

If you haven't bred any kits, but do wish to see your pet chinchillas in the best possible condition, and would like them appraised, then follow the simple guidelines above (cleanliness, dust baths, in their own cage, handled with clean and dry hands) for as long a period running up to the show as possible.

Make sure your chin is in its own cage, and not in breeding. If your chin is soiled badly (usually around tail/bottom and under the chin, you should get hold of some dry dog shampoo, and carefully brush this into and out of the soiled areas of the fur. After this, clean your cages and give regular dust baths for as long as possible.

Three days prior to the show, stop giving dust baths so the fur doesn't have the yellowish/brownish dust in their coats!!!

So, we now have your chinchillas ready for the season (new kits or pets in clean and healthy order), and they are maturing, growing in their new and plush looking fur! We have taken steps to make sure they are clean and healthy, and that we are giving them every chance of showing off their potential when we either choose to exhibit them in the future, or for our own personal gratification in getting our animals in the best state possible.

If you haven't exhibited before, take the plunge now! It is a fun and enjoyable way to spend a day out, seeing quality chinchillas and comparing your chins with those of others.... Look on the NCS website for information, and contact details for the Regional Secretaries. Pick the phone up prior to the event and get some info on the show schedule, what happens, and get advice on loaning/buying an official show cage so you can exhibit your chinchilla in the Assessment class (one-on-one with a friendly experienced judge), or into the novice classes, in competition with other newbie's.

Make sure you try to take your youngsters to at least two or three shows, preferably as youngsters (4 months to under 7 months) and adult classes (7 months +). Your new kits will surely change over time, and the opinion of several judges plus the fun of attending several events will arm you with lots of information about your animal(s).

Those kits you have bred which do well, that you are pleased with, and which show an improvement over your existing chins should be kept back to add to your breeding lines. Those which don't meet your expectations from a show quality perspective, and yet are happy, healthy animals, will make great pets for present and future chinchilla owners.

The NCS Gazette gives the show dates, locations and judges for the new season, and we can choose which events we wish to attend at, to find out how we have done in breeding our new kits. On the run up to the show, write out the pedigrees of your new kits, making note of their date of birth, colour, parents, grandparents, etc, etc, if you have it, such that when you get to the show you can register them into the right classes. Pedigrees are not necessary for the shows, but help you learn about your entries' background, and give you the information necessary to register them to hand (date of birth, colour, class, etc).

If you have many chins to show, make out a list so you can write down their awards and any judges comments – it might help us next time we breed some chins to get the quality up!!!

<b>Region:-</b> _____		<b>Date:-</b> _____		<b>Venue:-</b> _____	
<b>Judge:-</b> _____		<b>Judge-Under-Instruction:-</b> _____			
<b>Animal No</b>	<b>Class No.</b>	<b>Colour Phase</b>	<b>Class Place</b>	<b>Further Placings</b>	<b>Judges Remarks</b>
<i>Breeders Awards Won:-</i>					
<i>Exhibitors Awards Won:-</i>					

NCS shows are great places to meet like minded chinchilla breeders who wish to breed the best possible and most beautiful, healthy chinchillas. You also get the chance to see lots of quality chinchillas and many mutation colours.

You will need to groom your chinchilla for the show to get it into the best possible condition, and if you ask for help by ringing the Secretary of your region, it can often be provided.

Hope this helps, and that we see many faces, both old and new experiencing this great hobby in the Autumn and Spring shows...

**Richard Crutchley – NCS North Region Chairman**

# NCS Show Cages – Standard Design

Exhibiting your chinchillas at NCS shows is an extremely fair and objective way of finding out the quality of your animal. We achieve this by having a standard cage design for show cages, which everyone must comply with. These cages are small for obvious reasons – we need to have chinchillas relatively still whilst being judged and also transported around, and during the day chins are much less active, so this temporary size is perfectly fine for travel to, attendance and travel home from a show.

Every member wishing to exhibit in the Assessment, Novice or Main Show classes should ideally have their own show cage(s), which also make excellent carrying cages for trips to the vets or to pick up or deliver chinchillas. **If you are bringing a chinchilla along to a show for the first time, contact the Regional Secretary, Allan Mills on 01704 385 624 at least a day or more prior to the show and he will be able to arrange for a cage to be loaned to you.**

**Cages can be made by our exhibitors, or purchased from members who have cage making facilities. If you join the NCS you will receive a booklet called 'CHINFO' which lists members advertising their products, services and chinchillas. Alternatively, type 'Chinchilla Show Cage' into a search engine and you may find a supplier.**

## NCS Show Cage Dimensions are as follows:-

Cage sizes are 10" (254mm) long by 8" (203mm) wide by 10" (254mm) high, made from 1" (25mm) square 16swg mesh. The floor is made from ½" (13mm) square 16swg mesh, raised 1" (25mm) from the base of the cage.

Show cages should be clean and bright with a galvanised, aluminium or chrome finish.

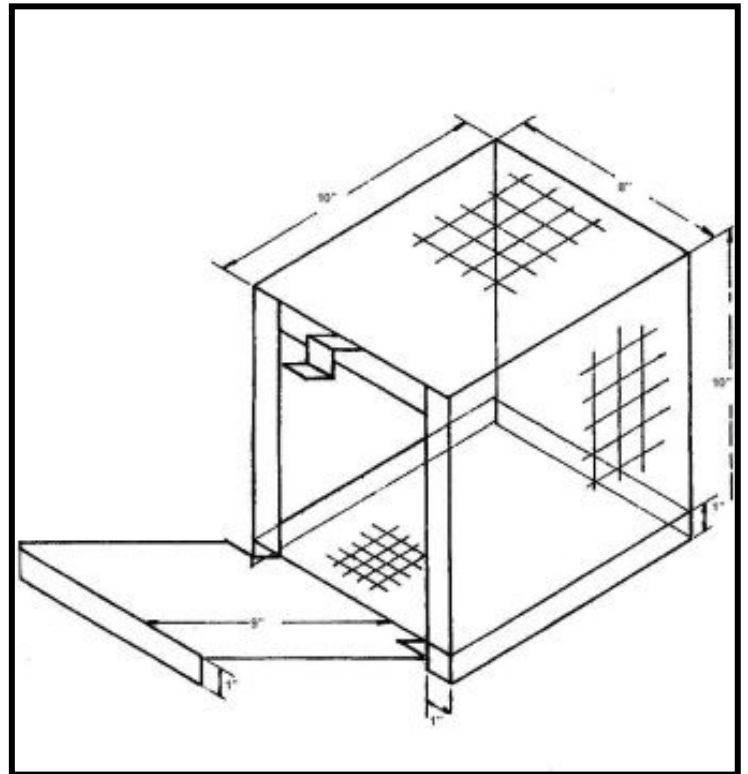
Cages are made from 6 pieces of wire, folded and "C Clipped" to form a stiff and rigid cage (clips in corners, and every 3 squares should suffice):-

### **25mm square 16swg wire:-**

1. Wrap piece, 30 squares x 10 squares. Fold first square, then at 10 squares, 8 squares & 10 squares intervals.
2. Top piece, 10 squares x 8 squares
3. Door, 10 squares x 8 squares. Fold across shortest side to form 1 square lip at 90 degrees.
4. Door sill, 6 squares x 1 square
5. Door Clip, 3 squares x 1 square. Fold into zig-zag as shown in picture.

### **13mm 16swg wire:-**

6. 20 squares x 16 squares (25cm x 20cm)



## Cage Preparation

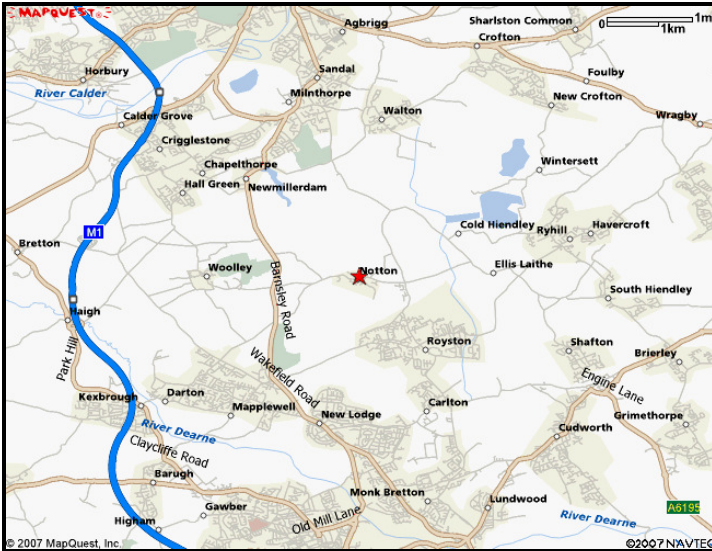
Once you buy or make your show cage, it is best to clean it using soapy, then clean water to remove grease, dry it and then spray it (a couple of thin coats) with an Aluminium or Chrome spray paint, which you can find at most good hardware stores. This should be done a week or so prior to use so the paint has time to set properly, and repeated before each new show season.

## Cage Use

If you are travelling long distances over significant time, consider placing a thick slice of apple into the cage to provide liquid, whilst not spoiling the chin's fur. These cages conveniently slide into an A4 paper box, so if you can get one of these, there will be room to add some hay between the side of the box and the front of the cage. Make sure you tape up your A4 paper box, punch some holes into the sides for ventilation, and line the bottom of it with newspaper.

# National Chinchilla Society

## North Region Show Schedule, 25<sup>th</sup> September 2011



**Notton Village Hall,  
Notton, Near Wakefield,  
Yorkshire,  
WF4 2NE**

**Judge: - TBA**

**Judge-Under-Instruction: - TBA**

Entry fee of £1 per animal.  
NCS Show Rules Apply.

Raffle Available – *Donations for prizes gratefully received*

- |         |  |
|---------|--|
| 9.00am  | Hall Opens for setup of show and grooming  |
| 9.30am  | Registration Opens   |
| 10.45am | All chinchillas benched, followed by <b>Judging of Assessment Class</b><br><i>Please bring along your chinchilla for a assessment of its qualities. A show cage may be available for loan if you make prior arrangement.</i> |
| 11.00am | Colour Phasing of the Standards<br><b>Judging of Standard Classes (Novice &amp; Main Show)</b>   |
| 12.30am | <b>Lunch - Sandwiches &amp; Soup, plus drinks available.</b>   |
| 1.00pm  | <b>TBA</b>   |
| 1.30pm  | <b>Judging of Mutation Classes (Novice &amp; Main Show)</b>  |
| 3.00pm  | <b>Award of <u>trophies</u> and Breeders &amp; Exhibitors Award</b><br>Draw of the Raffle<br>Clear hall and travel home.   |

### Animals offered for sale / Animals for Exchange

All animals brought to NCS hired premises must be entered into the show, either into Assessment, Novice or Main show classes on the day, or into the Exchanging class. Open sale of chinchillas can only be made if these chinchillas are entered into the Novice or Main show classes and judged on the day. Entry into X Class can be done on the day

### Directions from North or South

The village of Notton lies approximately halfway between Barnsley and Wakefield. Travelling along the A61 either from North (Wakefield) or South (Barnsley) look for a mainly brown sign with a white background with the descriptions "ANGLERS COUNTRY PARK" , "THE HERONRY WATERTON COUNTRYSIDE DISCOVERY CENTRE". The signs indicate the direction to Notton which is along **George Lane** --- to the left from the North and to the right from the South. Follow the twisty **George Lane** for about a mile when you will come across a village green on the right. Slow as you see the green as the Village Hall is opposite the green and only a few yards along to the left.

# National Chinchilla Society

## North Region Show Schedule, 27<sup>th</sup> November 2011



**Plumley Village Hall,  
Plumley Moor Road, Plumley,  
Near Knutsford, Cheshire,  
WA16 0TS**

**Judge: - TBA**

**Judge-Under-Instruction: - TBA**

Entry fee of £1 per animal.

NCS Show Rules Apply.

Raffle Available – *Donations for prizes gratefully received*

- 9.00am **Hall Opens for setup of show and grooming**  
9.30am **Registration Opens**  
10.45am **All chinchillas benched, followed by Judging of Assessment Class**  
*Please bring along your chinchilla for a assessment of its qualities. A show cage may be available for loan if you make prior arrangement.*  
11.00am **Colour Phasing of the Standards**  
**Judging of Standard Classes (Novice & Main Show)**  
  
12.30am **Lunch - Sandwiches & Soup, plus drinks available.**  
1.00pm **TBA**  
  
1.30pm **Judging of Mutation Classes (Novice & Main Show)**  
3.00pm **Award of trophies and Breeders & Exhibitors Award**  
**Draw of the Raffle**  
**Clear hall and travel home.**

### **Animals offered for sale / Animals for Exchange**

All animals brought to NCS hired premises must be entered into the show, either into Assessment, Novice or Main show classes on the day, or into the Exchanging class. Open sale of chinchillas can only be made if these chinchillas are entered into the Novice or Main show classes and judged on the day. Entry into X Class can be done on the day

### **Directions from North or South**

Take the M6 to Junction 19 (Knutsford) and head South-West on the A556 towards Northwich and Chester. After just over a mile take the third turning on the left into "Plumley Moor Road". Proceed down Plumley Moor Road for about 500 metres, passing the Post Office and the junction with "Trowthall Lane" (to the right). The Hall is a one storey building on the right, with parking to the front.

There is also Plumley Railway Station just 120 metres further down Plumley Moor Road, with easy access to Manchester Train Stations. From the station, head north into the village centre and the hall is on your left.

# National Chinchilla Society

## North Region Show Schedule, 29<sup>th</sup> January 2012

**To Be Announced  
West Yorkshire Area  
M1 Corridor**

**Judge: - TBA**

**Judge-Under-Instruction: - TBA**

Entry fee of £1 per animal.

NCS Show Rules Apply.

Raffle Available – *Donations for prizes gratefully received*

- 9.00am Hall Opens for setup of show and grooming  
9.30am Registration Opens  
10.45am All chinchillas benched, followed by **Judging of Assessment Class**  
*Please bring along your chinchilla for a assessment of its qualities. A show cage may be available for loan if you make prior arrangement.*  
11.00am Colour Phasing of the Standards  
**Judging of Standard Classes (Novice & Main Show)**  
12.30am **Lunch - Sandwiches & Soup, plus drinks available.**  
1.00pm **Discussion on Preparation of chinchillas for show – Richard Crutchley**  
1.30pm **Judging of Mutation Classes (Novice & Main Show)**  
3.00pm **Award of trophies and Breeders & Exhibitors Award**  
Draw of the Raffle  
Clear hall and travel home.

### **Animals offered for sale / Animals for Exchange**

All animals brought to NCS hired premises must be entered into the show, either into Assessment, Novice or Main show classes on the day, or into the Exchanging class. Open sale of chinchillas can only be made if these chinchillas are entered into the Novice or Main show classes and judged on the day. Entry into X Class can be done on the day

### **Directions from North or South**

The village of Notton lies approximately halfway between Barnsley and Wakefield. Travelling along the A61 either from North (Wakefield) or South (Barnsley) look for a mainly brown sign with a white background with the descriptions "ANGLERS COUNTRY PARK", "THE HERONRY WATERTON COUNTRYSIDE DISCOVERY CENTRE". The signs indicate the direction to Notton which is along **George Lane** --- to the left from the North and to the right from the South. Follow the twisty **George Lane** for about a mile when you will come across a village green on the right. Slow as you see the green as the Village Hall is opposite the green and only a few yards along to the left.

# National Chinchilla Society

## North Region Show Schedule, 11<sup>th</sup> March 2012



**Bilsborrow Village Hall, Church Lane, Bilsborrow Preston, PR3 ORL**

**Judge: - TBA**

**Judge-Under-Instruction: - TBA**

Entry fee of £1 per animal.

NCS Show Rules Apply.

Raffle Available – *Donations for prizes gratefully received*

- |         |  |
|---------|--|
| 9.00am  | Hall Opens for setup of show and grooming  |
| 9.30am  | Registration Opens   |
| 10.45am | All chinchillas benched, followed by <b>Judging of Assessment Class</b><br><i>Please bring along your chinchilla for a assessment of its qualities. A show cage may be available for loan if you make prior arrangement.</i> |
| 11.00am | Colour Phasing of the Standards<br><b>Judging of Standard Classes (Novice &amp; Main Show)</b>   |
| 12.30am | <b>Lunch - Sandwiches &amp; Soup, plus drinks available.</b>   |
| 1.00pm  | <b>Discussion – Qualities of a chinchilla – All attendees</b>  |
| 1.30pm  | <b>Judging of Mutation Classes (Novice &amp; Main Show)</b>  |
| 3.00pm  | <b>Award of trophies and Breeders &amp; Exhibitors Award</b><br>Draw of the Raffle<br>Clear hall and travel home.  |

### Animals offered for sale / Animals for Exchange

All animals brought to NCS hired premises must be entered into the show, either into Assessment, Novice or Main show classes on the day, or into the Exchanging class. Open sale of chinchillas can only be made if these chinchillas are entered into the Novice or Main show classes and judged on the day. Entry into X Class can be done on the day

### Directions from North of Preston

From M6 Southbound – Leave at Junction 33 take the 1<sup>st</sup> exit A6 at the roundabout heading toward Garstang, Travel along the A6 for approximately 14 miles, Go straight across at the roundabout, Bilsborrow village hall is on the left just before the school, entrance off Church Lane.

### Directions from South of Preston

From M6 Northbound - Leave at Junction 32 onto M55 towards Blackpool. Immediately take Junction 1 A6 Preston/Garstang exit and heading towards Garstang. Take the 3rd exit at the roundabout and travel for approximately 4 miles along the A6, Bilsborrow village hall almost opposite the Chip Shop and Shop, to the right is the entrance off Church Lane.



Brevicaudata & Lanigera

**NCS**

# National Chinchilla Society

## Application for Membership

### Single, Joint or Partnership

**1st July 2011 to 30th June 2012**

£15.00 Single or Partnership (one voting member).

£22.50 Joint membership (two votes, one Gazette).

£20.00 Sterling for membership outside UK.

£10.00 for overseas membership (excluding Gazette & vote)

A partnership or joint membership is two persons only.

**ALL APPLICANTS**

Please fill in the form using **BLOCK CAPITALS** giving Full Name, Address including Post Code, and Telephone Number.



Brevicaudata & Lanigera

**NCS**

**MEMBER (A)**

Name \_\_\_\_\_

Address \_\_\_\_\_

\_\_\_\_\_

Post Code \_\_\_\_\_

Telephone No. \_\_\_\_\_

E-mail Address \_\_\_\_\_

Membership No. (if known) \_\_\_\_\_

Gazette/Website name \_\_\_\_\_

**MEMBER (B)**

Name \_\_\_\_\_

Address \_\_\_\_\_

\_\_\_\_\_

Post Code \_\_\_\_\_

Telephone No. \_\_\_\_\_

E-mail Address \_\_\_\_\_

Membership No. (if known) \_\_\_\_\_

Gazette/Website name \_\_\_\_\_

### **ALL APPLICANTS PLEASE ANSWER THE FOLLOWING QUESTIONS:**

1. To which region do you wish to be affiliated?    **NORTHERN REGION**
  2. May we divulge your Name and Telephone Number to persons requesting assistance in your area?    YES/NO
  3. Do you intend to show your chinchillas at NCS shows? If yes, list name to appear in NCS Gazette, on NCS Website and on show entry cards (no more than 14 characters – if left blank, surname of Member A will be used – if No is indicated, name will be omitted from NCS results)    YES/NO    LIST NAME (surname, ranch name?) \_\_\_\_\_
  4. Are you a member of, or associated with, any other chinchilla organisation?    YES/NO #
  5. How were you informed about the NCS?    Society Member/Advert/Internet/Other.    #
- # Please give full details on the reverse of this form where necessary.

Should the elected committee approve your application for membership, you will receive Membership Card(s) for the current year together with a copy of the NCS Constitution and Show Rules. Back issues of Gazettes and Supplements, printed during the current membership period will also be forwarded.

I/We hereby apply for membership of the National Chinchilla Society and agree to be bound by the Constitution and Show Rules of the Society.

Applicant (A)                      Signature                      \_\_\_\_\_                      Applicant (B) Signature                      \_\_\_\_\_

Date                      \_\_\_\_\_                      Date                      \_\_\_\_\_

All cheques to be made payable to the **National Chinchilla Society** and sent to the Hon. Secretary.  
National Chinchilla Society. 101, Simmondley Lane, Glossop, Derbyshire. SK13 6LU.

### **Standing Order**

Please pay to the account of the **NATIONAL CHINCHILLA SOCIETY. Midland Bank PLC. Cowbridge. South Glamorgan. SORTCODE 40-18-18. ACCOUNT NUMBER 31529110. the sum of \*\* Fifteen pounds (£15) / Twenty-two pounds and fifty pence (£22.50p) / Twenty pounds (£20) / Ten Pounds (£10)** immediately on receipt and then on the 1st July annually thereafter. \*\* Please delete those that do not apply.

For the Bank. Please quote the reference number when processing.    REF. No. \_\_\_\_\_ (for office use only)

ACCOUNT NAME \_\_\_\_\_                      ACCOUNT NO. \_\_\_\_\_

NAME OF BANK \_\_\_\_\_                      SORTCODE \_\_\_\_\_

BANK ADDRESS \_\_\_\_\_

SIGNATURE \_\_\_\_\_                      DATE \_\_\_\_\_

Please send completed order to Hon. Secretary. National Chinchilla Society. 101, Simmondley Lane, Glossop Derbyshire. SK13 6LU.